



2026

DYNAMICS

CON

Vegas

Wait what's that button do, Cool!

- Presented by
- Mark Zerr
- Functional D365 Analyst for Schwarz Partners




Session Objectives

1. Uncover D365 Functionality that you didn't know about
2. Tips on where to find out about these features
3. Make this fun



**2026
DYNAMICS
CON**



Forms and Tags

Options



Finance and Operations Accounts receivable > Customers > All customers US01

Customer Sell Invoice Collect Projects Service Market Commerce

Personalize: Always open for editing, Personalize this page, Add to workspace

Page options: Security diagnostics, Record info, Advanced filter or sort, Go to

Share: Get a link, Create a custom alert, Manage my alerts

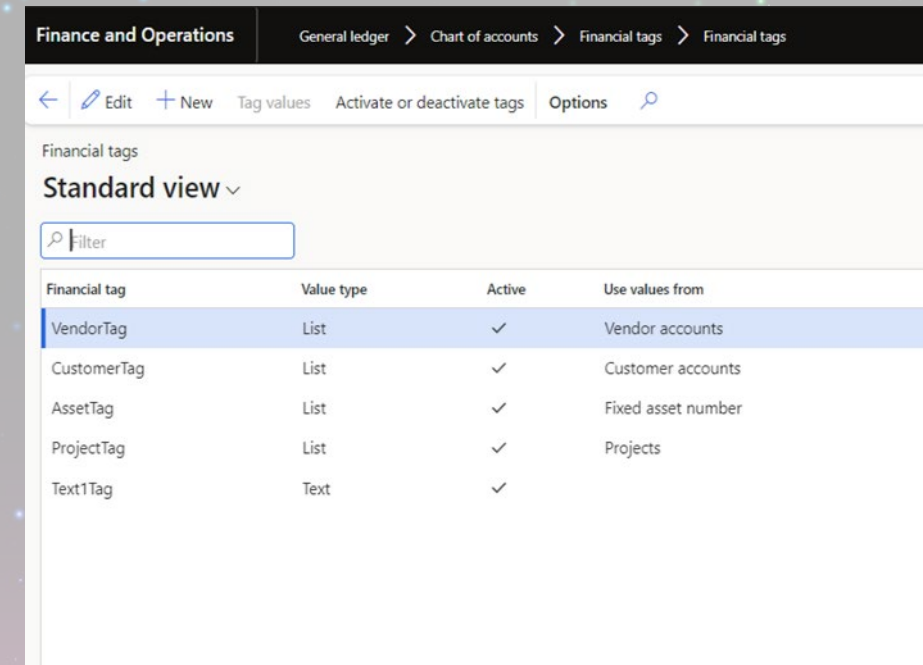
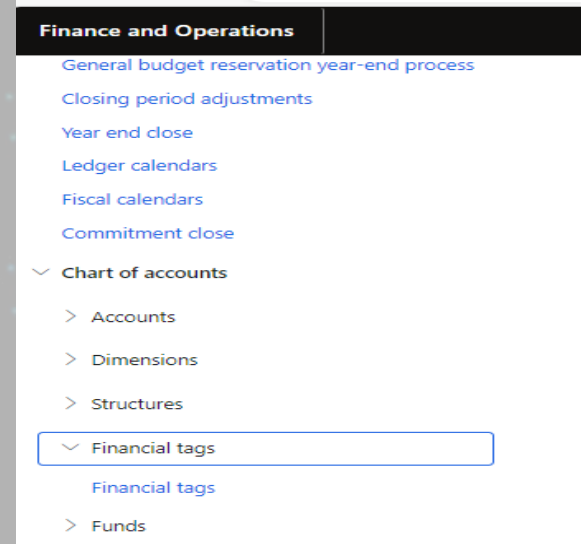
Follow the Dots!

All customers


- Add to workspace
- Record Info
- Create a custom alert

Financial Tags

- After transactions are posted, it's common for organizations to require visibility into subledger data, so that the accounting entries that are generated from those transactions can be analyzed.
- The **Financial tags** (tags) feature eliminates the need to use document numbers, descriptions, or financial dimensions by letting an organization create and enter up to 20 user-defined fields on transactions.
- Now available almost everywhere



**2026
DYNAMICS
CON**



General Ledger and Fixed Assets

Update balances button for Trial Balances

New Feature Alert



A new 'Update Balances' button has been added to the Trial Balance page. This feature allows you to manually trigger updates for financial dimension sets immediately. To use this feature, enable the 'Performance enhancement for general ledger dimension set balance calculation' option.

The screenshot shows the Microsoft Dynamics 365 interface for the Trial Balance page. The breadcrumb trail is 'Finance and Operations Preview > General ledger > Inquiries and reports > Trial balance'. The page title is 'Trial balance'. The breadcrumb trail continues with 'Accounting source explorer', 'All transactions', 'Fiscal year transactions', 'By currency', 'Period', 'Cash flow forecasts', 'Columns to display', 'Trial balance snapshots', 'Update balances', and 'Options'. The 'Update balances' button is highlighted in the top right corner. Below the breadcrumb trail, there are several tabs: 'Personalize', 'Page options', 'Share', and 'Power Automate'. The 'Update balances' button is located in the top right corner of the page, next to the 'Options' button. The main content area shows the 'Trial balance' section with a 'Standard view' dropdown. Below this, there are fields for 'From date' (1/1/2017), 'To date' (1/31/2017), and 'Date interval'. There are also dropdowns for 'Financial dimension set' (Main Account) and 'Posting layer' (Current). A 'Show balances' button is located below these fields. At the bottom of the page, there is a table with columns for 'Main Account', 'Name', 'Opening bal...', 'Debit', 'Credit', and 'Closing balance'.

Record Templates

Record templates can help you create records more efficiently.

*Note there are similar concepts in other modules like Products.

Finance and Operations > Common > Setup > Record templates

← Save + New Delete Options

Standard view ▾

Record templates

System record templates

No

Overview Templates

Finance and Operations > Accounts receivable > Customers > All customers

← Edit + New Delete Customer Sell Invoice Collect Projects Service

Personalize Page options Record info Share

Always open for editing Security diagnostics Record info Get a link Create a custom alert

Personalize this page Advanced filter or sort Go to Manage my alerts

Add to workspace

All customers

Standard view ▾

Filter Search by Telephone

Account	Na...	Invoice account	Customer group	Currency
<input type="radio"/> C0002	H...		QSR	USD
<input type="radio"/> C0003	N...		QSR	USD
<input type="radio"/> C0004	Jl...		Other	USD
<input type="radio"/> C0005	M... C0005		QSR	USD

Standard view ▾

Record information

The following actions are available

CUSTOMERS

Customer account

C0002

Rename the unique record key. This action is time consuming because all references will be updated too.

Rename

Display information about all the fields in this record.

Show all fields Database Log

Create insert script for regenerating the record. The script lines are downloaded.

Script

Use this record as a template when creating new records.

Company accounts template

User template

Finance and Operations > Product information management > Products > Released products

← Edit + New Delete Product Purchase Sell Manage inventory Engineer

Maintain New Product master Languages

Apply template Product Released product variants Translations Dimension groups ▾

Validate Template ▾ Product dimensions Reservation hierarchy ▾



Create personal template

Create shared template

Released product details

Standard view ▾

**2026
DYNAMICS
CON**



**Common and
Accounts
Receivable**



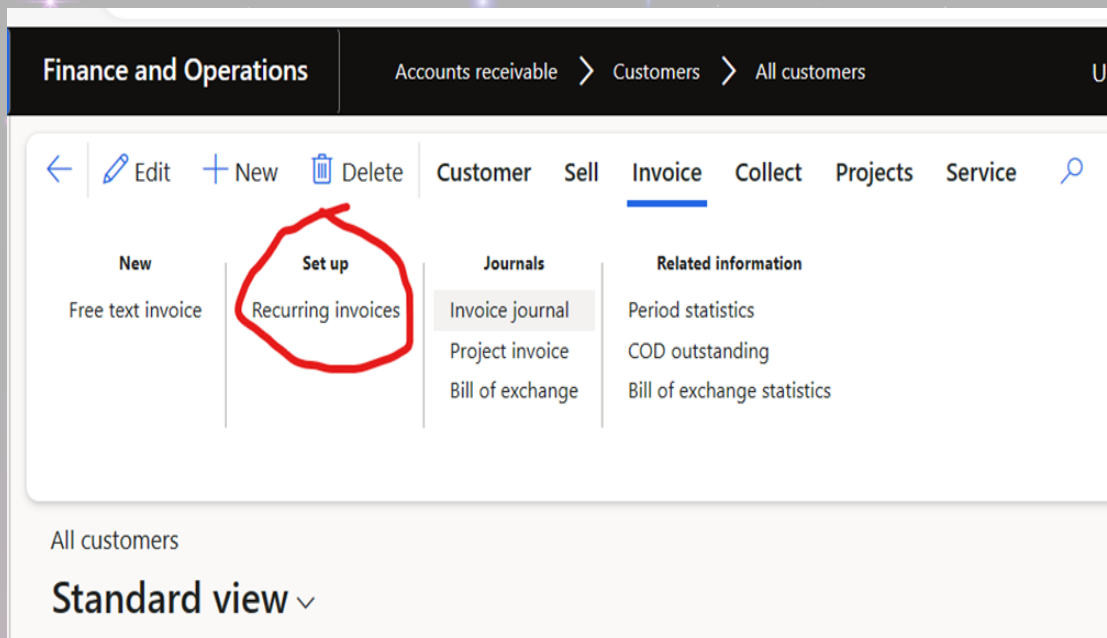
Design Document Templates (Open in Excel)

There are some fields that are not available by default in the entity, and you need to add every time you use the open-in excel feature. After creating the document template, you don't need to design it every time you download it.

Temp...	Template name	Root data entity	Template display name	Template description	Defined by	Modified date and
Excel	DocuTemplateConfigKeyTrimmingTemplate	SVC_OData_ConfigurationKeyEn...	DocuTemplateConfigKeyTrimmi...	Config key trimming	System	2/17/2022 11:41
Excel	DocuTemplateCountryRegionTrimmingTem...	SVC_OData_CountryRegionCod...	DocuTemplateCountryRegionTri...	Country/region trimming	System	2/17/2022 11:41
Excel	DUPPurchaseOrderLineV2Entity	PurchPurchaseOrderLineV2Entity	DUPPurchaseOrderLineV2Entity		User	7/17/2023 10:34
Excel	ExpenseJournalLineEntityTemplate	ExpenseJournalHeaderEntity	Journal lines for Project - expen...	Journal lines for Project - expenses ent...	System	2/10/2023 1:52:2
<input checked="" type="checkbox"/>	FeeJournalTransEntryTemplate	ProjJournalTableEntity	Journal lines for Fee entry	Journal lines for Fee entry using an Ex...	System	2/10/2023 1:52:2
Excel	FMTemplateCustomersWithLocations	FMCustomerEntity	@FLM:FMTemplateCustomerLoc...	@FLM:FMTemplateCustomerLocations...	System	2/17/2022 11:41
Excel	FMTemplateRentalsByStatus	FMRentalEntity	@FLM:FMTemplateRentalsBySta...	@FLM:FMTemplateRentalsByStatusDes...	System	2/17/2022 11:41
Excel	FreeTextInvoiceEntityPSNTemplate	FreeTextInvoiceHeaderEntity	FreeTextInvoiceEntityPSNTempla...	Free Text Invoice Entity Template for P...	System	2/10/2023 1:52:2
Excel	FreeTextInvoiceEntityTemplate	FreeTextInvoiceHeaderEntity	Invoice	Free Text Invoice Entity Template	System	2/10/2023 1:52:2
Excel	HourJournalTransEntryTemplate	ProjJournalTransEntity	Journal lines for Hour entry	Journal lines for Hour entry using an E...	System	2/10/2023 1:52:2
Excel	LedgerJournalLineEntryTemplate	LedgerJournalHeaderEntity	General journal line entry	General journal line entry using an Exc...	Override	8/28/2023 1:29:3
Excel	ProjAdvancedJournalLineTemplate	ProjAdvancedJournalEntity	Project advanced journal line	Project advanced journal line	System	2/10/2023 1:52:2
Excel	ProjBeginningBalanceCostSalesExcelTempla...	ProjBeginningBalanceCostSaleE...	Project beginning balance cost ...	Excel template for project beginning b...	System	2/10/2023 1:52:2

Recurring Free Text and Vendor Invoices

Recurring Invoices can be setup to run via batch. This is an alternative to compared to Subscription Billing.

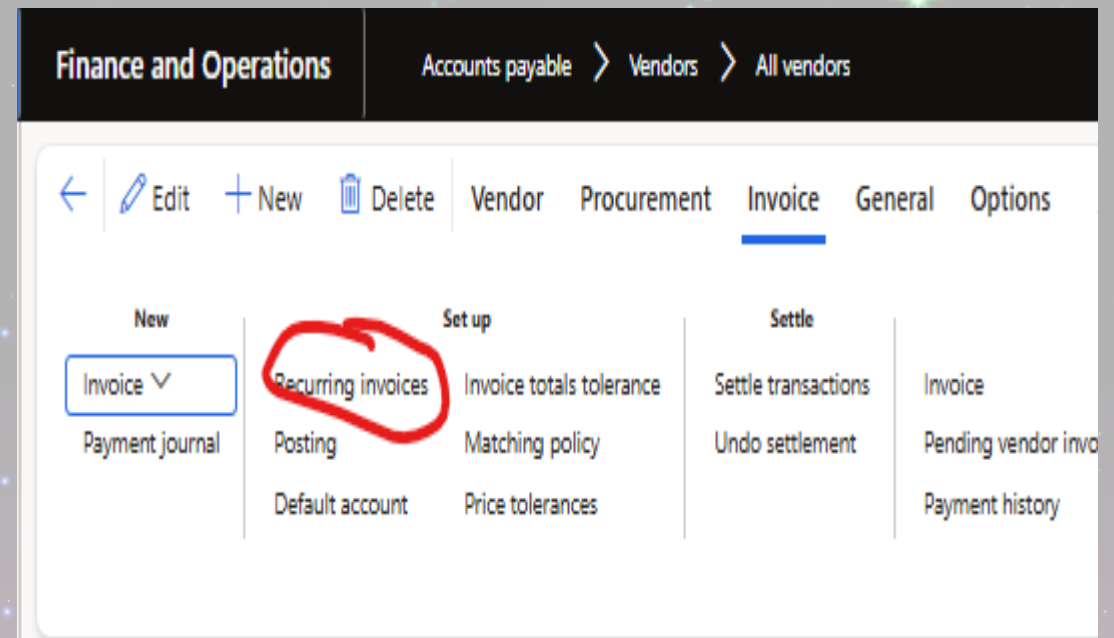


Finance and Operations Accounts receivable > Customers > All customers US

← Edit + New Delete Customer Sell Invoice Collect Projects Service

New	Set up	Journals	Related information
Free text invoice	Recurring invoices	Invoice journal Project invoice Bill of exchange	Period statistics COD outstanding Bill of exchange statistics

All customers
Standard view ▾





Finance and Operations Accounts payable > Vendors > All vendors

← Edit + New Delete Vendor Procurement Invoice General Options

New	Set up	Settle	
Invoice ▾ Payment journal	Recurring invoices Posting Default account	Invoice totals tolerance Matching policy Price tolerances	Settle transactions Undo settlement Invoice Pending vendor invo Payment history

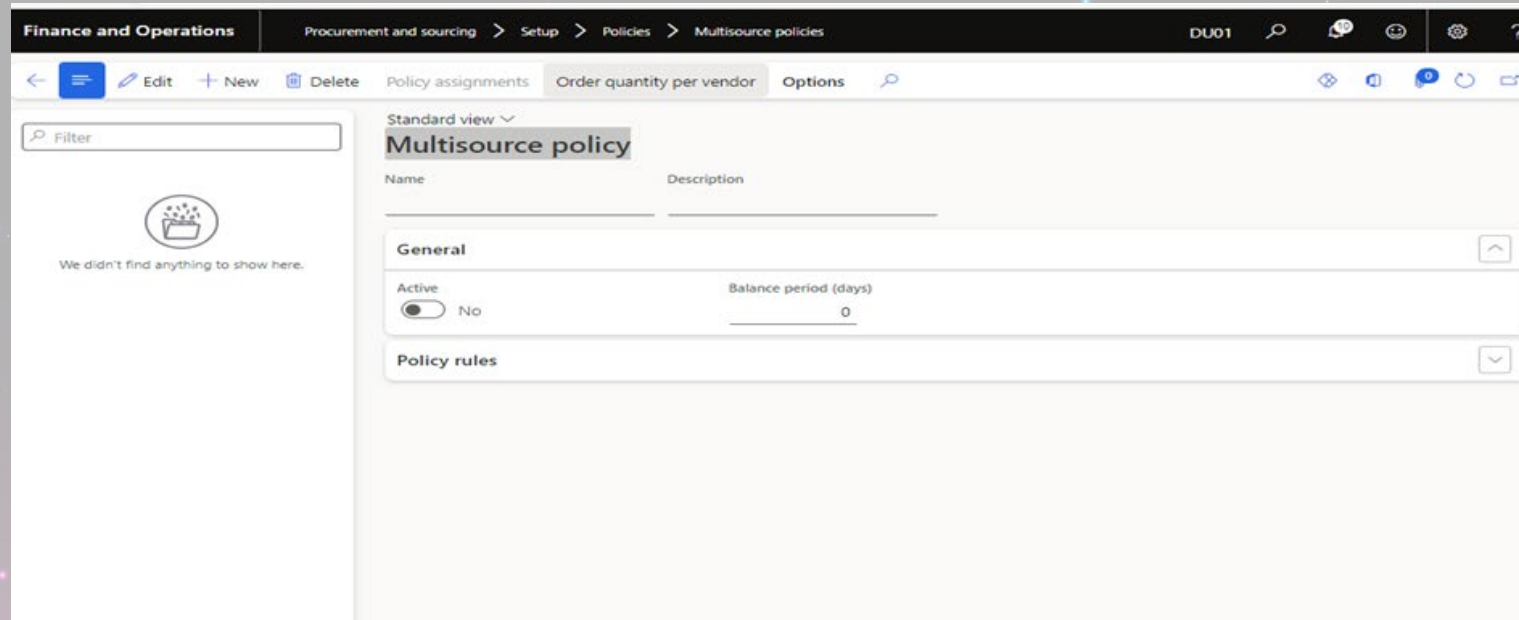
2026 DYNAMICS CON



Procurement

Multisource policy

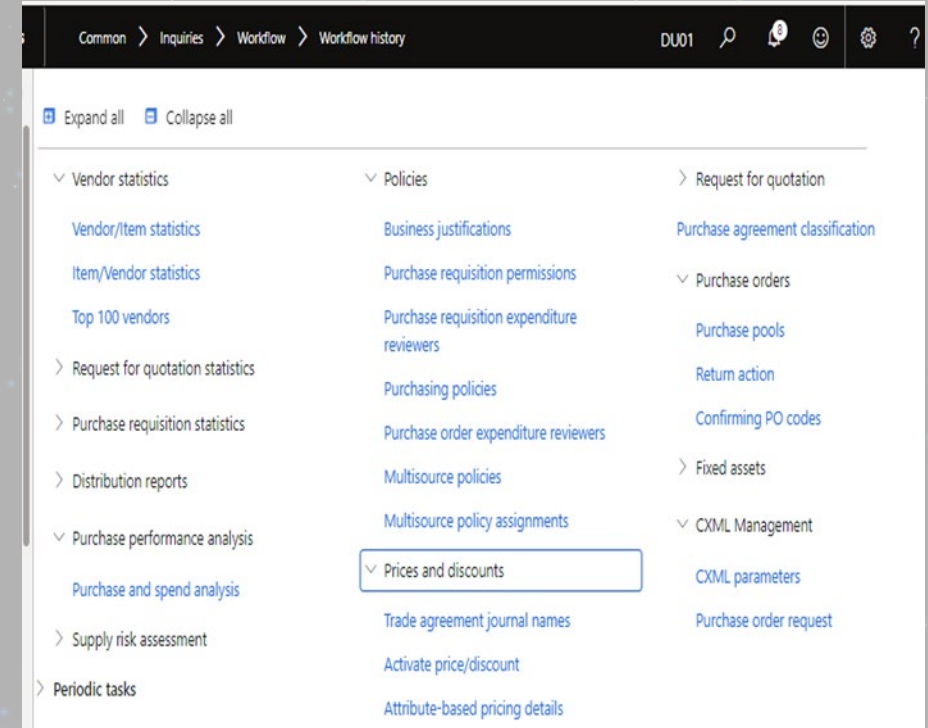
This feature enables the system to automatically suggest a vendor for each planned purchase order so that, over time, the specified percentages for each vendor are respected. However, the system won't split an existing planned order into several smaller orders.



The screenshot shows the Oracle 'Multisource policy' configuration page. The breadcrumb trail is 'Procurement and sourcing > Setup > Policies > Multisource policies'. The page title is 'Multisource policy'. The 'General' section includes an 'Active' toggle switch (currently off) and a 'Balance period (days)' field set to '0'. The 'Policy rules' section is currently empty. The left sidebar shows a search filter and a message: 'We didn't find anything to show here.'

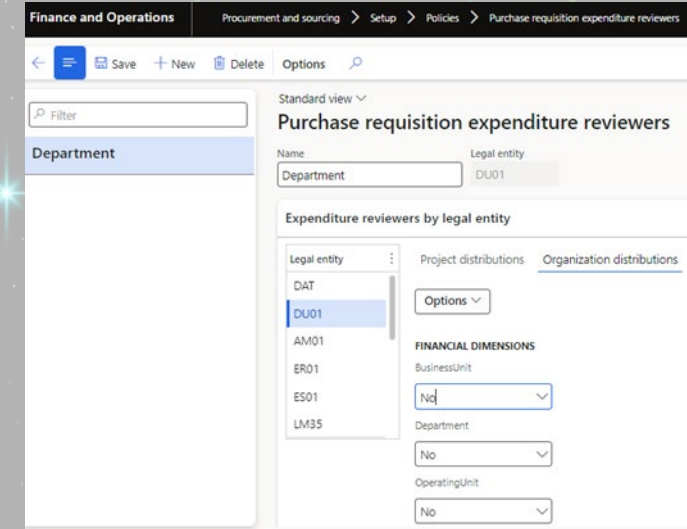
Purchasing cXML Enhancements

The *Purchasing cXML Enhancements* feature builds on the [existing external catalog functionality](#) that is used for purchase requisitions. This existing functionality is known as *PunchOut*. Although a purchase order doesn't have to originate from a purchase requisition, there must be a connection between the vendor on a purchase order and the parameters that are used to send the purchase order document.




Expenditure reviewers

Two types of assignment are available for each expenditure reviewer: *project distributions* and *organization distributions*. For a project distribution, you can select between project authorities and financial dimensions. For an organization distribution, you can select financial dimensions. Example you could route to a department user then a business unit owner



Document	Navigation path
Expense reports	Expense management > Setup > Policies > Expenditure reviewers
Purchase orders	Procurement and sourcing > Setup > Policies > Purchase order expenditure reviewers
Purchase requisitions	Procurement and sourcing > Setup > Policies > Purchase requisition expenditure reviewers
Vendor invoices	Accounts payable > Policy setup > Vendor invoice expenditure reviewers

**2026
DYNAMICS
CON**



**System
Administration**



Duplicate on Security Configuration

Using this button allows you to create a new security role that removes duties and privileges to meet a lower cost license level.

Finance and Operations | System administration > Security > Security configuration

Segregation of duties | Data

Security configuration

Roles | Duties | Privileges | Unpublished objects (1)

Undo | Redo | Create new | Show all levels | Delete | Duplicate | Copy | View permissions | Audit trail

Standard view

Enter new role name for copy of 'Accounting manager'

Name

Licensing SKU

- None
- Human Resources Self Service
- Team Members
- Operations - Activity
- Human Resources
- Project Operations
- Commerce
- Finance
- Supply Chain Management
- Finance Premium
- Supply Chain Management Premium

OK Cancel

High-volume notification rules

Using the **High-volume notification rules** page, admins have the option to block any high-volume rule from continuing to generate notifications and to delete existing notifications associated with that rule.

Finance and Operations | System administration > Setup > High-volume notification rules

[←](#)
[Save](#)
[+ New](#)
[Delete](#)
[Unblock](#)
[Block](#)
[Clear notifications](#)
[Reset threshold](#)
[Options](#)

High-volume notification rules

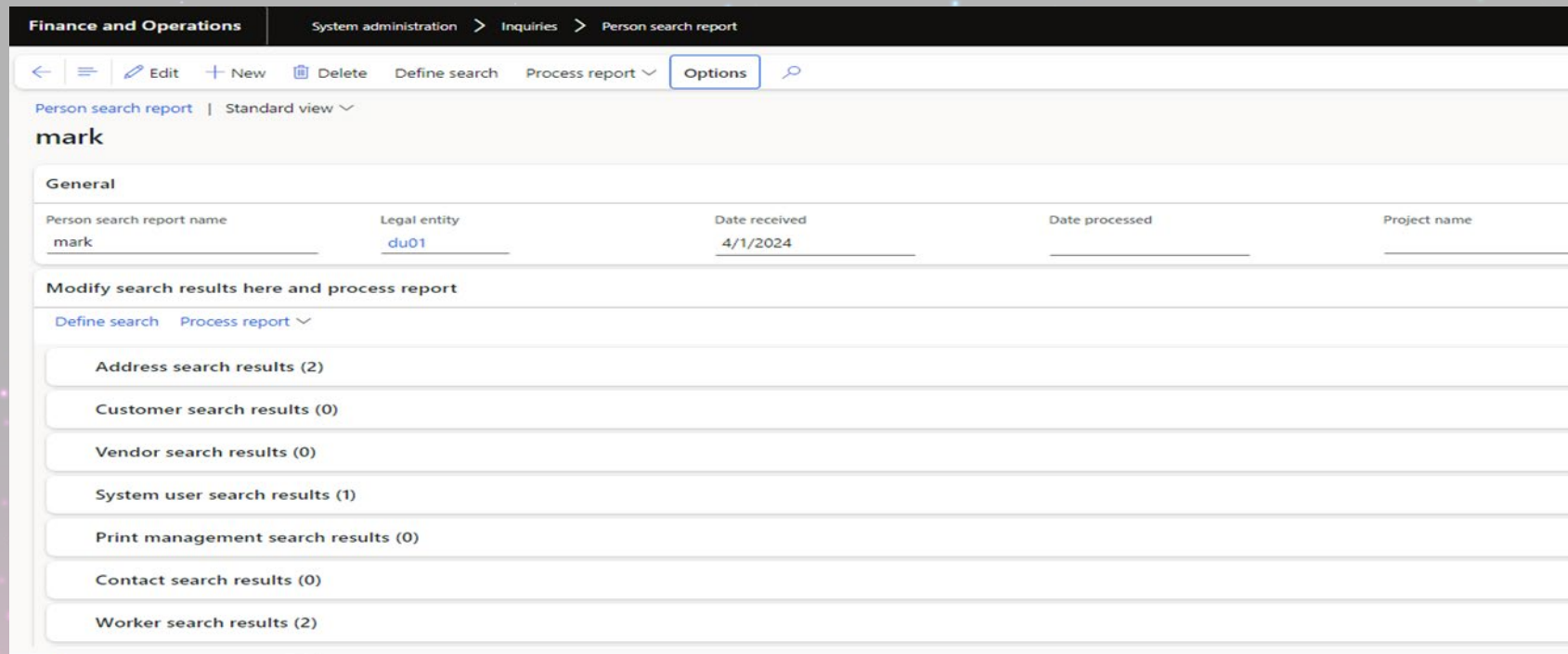
Standard view ▾

Filter

	Refresh	User ID	Rule ID	Is blocked	High-volume t...	Last blocked	Last unblocked
<input checked="" type="checkbox"/>		▾	*	<input type="checkbox"/>	100		

Person search report

At times, you might want to verify that the information that is entered and used to describe or otherwise identify a person is correct. Situations might also arise where it's useful to share that information with the data subject who requested the data. The Person search report can help with both these tasks.



The screenshot shows the SAP Person search report interface. The breadcrumb trail is: Finance and Operations > System administration > Inquiries > Person search report. The search term is 'mark'. The report is in 'Standard view'.

Person search report name	Legal entity	Date received	Date processed	Project name
mark	du01	4/1/2024		

Below the table, there are sections for modifying search results and processing the report. The search results are categorized as follows:

- Address search results (2)
- Customer search results (0)
- Vendor search results (0)
- System user search results (1)
- Print management search results (0)
- Contact search results (0)
- Worker search results (2)

Useful Links



- [Configure expenditure reviewers - Finance & Operations | Dynamics 365 | Microsoft Learn](#)
- <https://learn.microsoft.com/en-us/dynamics365/fin-ops-core/fin-ops/data-entities/create-record-template-facilitate-data-entry>
- <https://learn.microsoft.com/en-us/dynamics365/fin-ops-core/fin-ops/data-entities/use-record-template-new-record>
- <https://learn.microsoft.com/en-us/dynamics365/finance/general-ledger/financial-tag>

Forms Setup (Print Management)

- Forms setup exist in multiple locations(AR, AP, Etc)
- The really fun button is Print Management
- My vote for most obscure button the **Arrow**

Form setup

General

Quotation

Confirmation

Picking list

Packing slip

Invoice

Free text invoice

Set up options for customer forms

[Print management](#)

ITEM NUMBER	DESCRIPTION
Item number in forms Our	Include both name and <input type="checkbox"/> No
Blank item number in forms	External item description Overwrite

Standard view

Print management setup


- Module - accounts receivable
 - Documents
 - Collection letter note
 - Customer account statement
 - Customer invoice
 - Free text invoice
 - Original <Default>
 - Interest note
 - Payment advice
 - Sales advance invoice
 - Sales agreement confirmation
 - Sales order confirmation
 - Sales order packing slip
 - Sales quotation
 - Sales quotation confirmation
- Module - inventory management

Name: Original

Suspend printing for this document: No

DEFAULT SETTING

Help: If conditional settings are not set up or do not apply, print the document using the following setting.

Destination: <Default> 

Report format: FreeTextInvoiceDroneup.Report

Number of copies: 1

Footer text:

Standard view

Print destination settings

Print archive: Save in print archive? No

Screen

Printer

File

Email

To: Edit

Cc: Edit

Subject:

Body:

File format: HTML4.0

Rich text editor with toolbar (Bold, Italic, Underline, etc.)

OK Cancel


Thanks For Coming to my session




Email: Markzerr@outlook.com or mark.zerr@schwarzpartners.com

LinkedIn: <https://www.linkedin.com/in/mark-zerr-4a1a21a>

Meetup: Indiana Dynamics 365 User group




2026 DYNAMICS CON



Forms and Tags

NEON ASSETS



NEON ASSETS

2026
**DYNAMICS
CON**

